




















Back.

First crop both sheets to boundary edge. Apply to whatever board. Trim on this side, as the front has extra bleed around the pieces in case of minor misalignment.



Circles are for 0.75" arch punch. Small amount of bleed is provided on this side as well. Bleed is more generous on Front side.





Board is designed to be cut in half and folded to fit into a mint tin.

A second copy is provided in case you don't want to mint tin the game, or would prefer to crop corners in different locations.

